



*Detroit* **STEEL WHEEL CO.**



***WWW.DETROITSTEELWHEEL.COM***

***810.333.6100***



## ***OUR MISSION AT DETROIT STEEL WHEEL CO.***

**WE ARE PROUD TO KEEP MANUFACTURING HERE IN  
THE U.S.A. IN OUR HOME CITY OF DETROIT, MI.**

***100%  
MANUFACTURED  
IN THE USA***

**OUR FORMULA FOR SUCCESS IS SIMPLE: HARD  
WORK. THROUGH BUILDING THE HIGHEST QUALITY  
PRODUCT, AND KEEPING OUR BUDGET BLUE  
COLLAR, OUR GOAL IS TO RAISE THE STANDARD  
FOR MODERN DAY STREET MACHINES WITHOUT  
BREAKING THE BANK.**

**WE ARE THE RESUREGENCE SOLUTION FOR  
MANUFACTUING IN THE U.S.A.**



## D-TOWN SMOOTHIE

AVAILABLE SIZES	AVAILABLE BACKSPACING
18" X 8"	3.5", 4.0", 4.5", 4.75"
18" X 9"	3.5", 4.0", 4.5", 5.0", 5.5", 5.75"
20" X 8"	3.5", 4.0", 4.5", 4.75"
20" X 9"	3.5", 4.0", 4.5", 5.0", 5.5", 5.75"
20" X 11"	3.5", 4.0", 4.5", 5.0" 5.5", 6.0", 6.5", 7.0", 7.5"
22" X 9"	3.0", 3.5", 4.0", 4.5"

Rim width is measured from bead to bead. Add 1" for lip to lip measurement.

## AVAILABLE LUG PATTERNS

- Dual lug pattern wheel: Small 5: 5X4.5" & 5X4.75" (Center bore 3.18")
- Dual lug pattern wheel: Large 5: 5X5"w & 5X5.5" (Center bore 3.74")
- 5x5 Lug wheel (Center bore 3.74")
- 6x5.5 Lug wheel (Center bore: 4.25")
- 8x6.5 Lug wheel (Center bore: 5.15")







**MOBSTEEL**  
**1956 OLDSMOBILE ROCKET 88**  
**20X8" 4.5" BS ALL AROUND**

***Detroit* STEEL WHEEL CO.**





***Detroit* STEEL WHEEL CO.**

**MOBSTEEL**  
**1966 LINCOLN CONTINENTAL**  
**20X9" 5.25" BS ALL AROUND**





ROSS BARTOLONE  
**1952 CHEVY 3100**  
18X8" 3.5" BS ALL AROUND

**Detroit STEEL WHEEL CO.**





**MOBSTEEL**  
**1963 LINCOLN CONTINENTAL**  
**20X9" 5.25" BS ALL AROUND**

***Detroit* STEEL WHEEL CO.**





**Detroit STEEL WHEEL CO.**

**MOBSTEEL**  
**1972 FORD RANGER**  
20X8" 4.5" BS IN THE FRONT 20X9" 4.5" BS IN THE REAR





***Detroit* STEEL WHEEL CO.**

MAIN MOTOR COMPANY  
**1967 CHEVY PICKUP**  
20X9" 3.5" BS IN THE FRONT 20X9" 3.5" BS IN THE REAR  
POWDER COAT DONE BY CUSTOMER INDEPENDENTLY

# AMBASSADOR

AVAILABLE SIZES	AVAILABLE BACKSPACING
18" X 8"	3.5", 4.0", 4.5", 4.75"
18" X 9"	3.5", 4.0", 4.5", 5.0", 5.5", 5.75"
20" X 8"	3.5", 4.0", 4.5", 4.75"
20" X 9"	3.5", 4.0", 4.5", 5.0", 5.5", 5.75"
20" X 11"	3.5", 4.0", 4.5", 5.0" 5.5", 6.0", 6.5", 7.0", 7.5"
22" X 9"	3.0", 3.5", 4.0", 4.5"

Rim width is measured from bead to bead. Add 1" for lip to lip measurement.

## AVAILABLE LUG PATTERNS

- Dual lug pattern wheel: Small 5: 5x4.5 & 5x4.75 (Center bore 3.18")
- Dual lug pattern wheel: Large 5: 5x5 & 5x5.5 (Center bore 3.74")
- 5x5 Lug wheel (Center bore 3.74")
- 6x5.5 Lug wheel (Center bore: 4.25")







***Detroit* STEEL WHEEL CO.**

**LARRY SWEERIS**  
**1949 DODGE**  
**20X8" 4.75" BS IN THE FRONT 20X8" 4.75" BS IN THE REAR**





LTS CUSTOMS  
**1954 CHEVY 3100**  
18X8" 4.0" BS ALL AROUND

**Detroit STEEL WHEEL CO.**





***Detroit* STEEL WHEEL CO.**

**WEAVER CUSTOMS**  
**1931 FORD MODEL A**  
**18X8" 4.0" BS IN THE FRONT 20X9" 4.0" BS IN THE REAR**





**Detroit STEEL WHEEL CO.**

ANDY'S HOT ROD'S  
**1933 FORD VICKY**  
18X8" 3.75" BS IN THE FRONT 20X11" 3.25" BS IN THE REAR





**Detroit STEEL WHEEL CO.**

**STEVE KIRKPATRICK**  
**1954 FORD**

**20X9" 5.75" BS IN THE FRONT 22X9" 3" BS IN THE REAR**





*Spotsy Photos*

***Detroit* STEEL WHEEL CO.**

KRIS VANPATTEN  
**1972 CHEYENNE**  
Z0X8" WITH A 4.5" BS ALL AROUND



## DELRAYS

AVAILABLE SIZES	AVAILABLE BACKSPACING
18" X 8"	3.5", 4.0", 4.5", 4.75"
18" X 9"	3.5", 4.0", 4.5", 5.0", 5.5", 5.75"
20" X 8"	3.5", 4.0", 4.5", 4.75"
20" X 9"	3.5", 4.0", 4.5", 5.0", 5.5", 5.75"
20" X 11"	3.5", 4.0", 4.5", 5.0" 5.5", 6.0", 6.5", 7.0", 7.5"
22" X 9"	3.0", 3.5", 4.0", 4.5"

Rim width is measured from bead to bead. Add 1" for lip to lip measurement.

## AVAILABLE LUG PATTERNS

- Dual lug pattern wheel: Small 5: 5x4.5 & 5x4.75 (Center bore 3.18")
- Dual lug pattern wheel: Large 5: 5x5 & 5x5.5 (Center bore 3.74")
- 5x5 Lug wheel (Center bore 3.74")
- 6x5.5 Lug wheel (Center bore: 4.25")
- 8x6.5 Lug wheel (Center bore: 5.15")





**Detroit STEEL WHEEL CO.**

**STONER SPEED SHOP**  
**1949 CHEVY 3100**  
**ZZX9" 4.0" BS IN THE FRONT ZZX9" 3.0" BS IN THE REAR**





**Detroit STEEL WHEEL CO.**





**Detroit STEEL WHEEL CO.**

**GREG DIAZ**  
**1987 CHEVY SILVERADO**  
**18X8" 4.0" BS IN THE FRONT 20X11" 4.5" BS IN THE REAR**





***Detroit* STEEL WHEEL CO.**

**GLENN LANG**  
**1978 CHEVY C10**  
20X9" 5.0" BS IN THE FRONT 20X9" 4.0" BS IN THE REAR  
POWDER COAT DONE BY CUSTOMER INDEPENDENTLY

## MACK

AVAILABLE SIZES	AVAILABLE BACKSPACING
18" X 8"	3.5", 4.0", 4.5", 4.75"
18" X 9"	3.5", 4.0", 4.5", 5.0", 5.5", 5.75"
20" X 8"	3.5", 4.0", 4.5", 4.75"
20" X 9"	3.5", 4.0", 4.5", 5.0", 5.5", 5.75"
20" X 11"	3.5", 4.0", 4.5", 5.0" 5.5", 6.0", 6.5", 7.0", 7.5"
22" X 9"	3.0", 3.5", 4.0", 4.5"

Rim width is measured from bead to bead. Add 1" for lip to lip measurement.

## AVAILABLE LUG PATTERNS

- Dual lug pattern wheel: Small 5: 5x4.5 & 5x4.75 (Center bore 3.18")
- Dual lug pattern wheel: Large 5: 5x5 & 5x5.5 (Center bore 3.74")
- 5x5 Lug wheel (Center bore 3.74")
- 6x5.5 Lug wheel (Center bore: 4.25")



\*Beadlock coming soon







**Detroit STEEL WHEEL CO.**

**MOBSTEEL**  
**1974 F100 CLUB CAB**  
ZZX9" 3.0" BS ALL AROUND  
BEADLOCK COMING SOON





***Detroit* STEEL WHEEL CO.**

**IRON CROSS AUTOMOTIVE**  
**2018 JL RUBICON**  
**20X11" 4.0" BS IN THE FRONT 20X11" 4.5" BS IN THE REAR**  
**BEADLOCK COMING SOON**





***Detroit* STEEL WHEEL CO.**

**WEAVER CUSTOMES**  
**1941 DODGE POWER WAGON**  
**20X11" 4.0" BS IN THE FRONT 20X11" 4.5" BS IN THE REAR**  
**BEADLOCK COMING SOON**



## JOHN R

AVAILABLE SIZES	AVAILABLE BACKSPACING
18" X 8"	3.5", 4.0", 4.5", 4.75"
18" X 9"	3.5", 4.0", 4.5", 5.0", 5.5", 5.75"
20" X 8"	3.5", 4.0", 4.5", 4.75"
20" X 9"	3.5", 4.0", 4.5", 5.0", 5.5", 5.75"
20" X 11"	3.5", 4.0", 4.5", 5.0" 5.5", 6.0", 6.5", 7.0", 7.5"
22" X 9"	3.0", 3.5", 4.0", 4.5"

Rim width is measured from bead to bead. Add 1" for lip to lip measurement.

## AVAILABLE LUG PATTERNS

- Dual lug pattern wheel: Small 5: 5x4.5 & 5x4.75 (Center bore 3.18")
- Dual lug pattern wheel: Large 5: 5x5 & 5x5.5 (Center bore 3.74")
- 5x5 Lug wheel (Center bore 3.74")
- 6x5.5 Lug wheel (Center bore: 4.25")





810.333.6100



**BUCK'N BRONCO LV**  
**2023 FORD BRONCO**  
**18X9" 4.5" BS ALL AROUND**

**Detroit STEEL WHEEL CO.**

[WWW.DETROITSTEELWHEEL.COM](http://WWW.DETROITSTEELWHEEL.COM)



810.333.6100



**MOBSTEEL**  
**1956 BELAIR WAGON**

**18X8" 4.5" BS IN THE FRONT 20X9" 3.5" BS IN THE REAR**

**Detroit STEEL WHEEL CO.**

[WWW.DETROITSTEELWHEEL.COM](http://WWW.DETROITSTEELWHEEL.COM)



810.333.6100



MGM GRAND  
DETROIT



CHARLIE  
**1969 CHEVY C10**

**18X8" 4.5" BS IN THE FRONT 20X9" 3.5" BS IN THE REAR**

**Detroit STEEL WHEEL CO.**

[WWW.DETROITSTEELWHEEL.COM](http://WWW.DETROITSTEELWHEEL.COM)



810.333.6100



**BUDDY MILLER**  
**1973 GMC JIMMY**  
**20X11" 3.5" BS IN THE FRONT 20X11" 4.75 BS IN THE REAR**

**Detroit STEEL WHEEL CO.**

[WWW.DETROITSTEELWHEEL.COM](http://WWW.DETROITSTEELWHEEL.COM)



# WHEEL OPTIONS

810.333.6100



## 8 LUG

AVAILABLE IN:  
D-TOWN SMOOTHIE AND DELRAY

AVAILABLE SIZES	AVAILABLE BACKSPACING
18" X 8"	3.5", 4.0", 4.5", 4.75"
18" X 9"	3.5", 4.0", 4.5", 5.0", 5.5", 5.75"
20" X 8"	3.5", 4.0", 4.5", 4.75"
20" X 9"	3.5", 4.0", 4.5", 5.0", 5.5", 5.75"
20" X 11"	3.5", 4.0", 4.5", 5.0" 5.5", 6.0", 6.5", 7.0", 7.5"
22" X 9"	3.0", 3.5", 4.0", 4.5"

- 8x6.5 Lug wheel (Center bore: 5.15")

Rim width is measured from bead to bead. Add 1" for lip to lip measurement.



WWW.DETROITSTEELWHEEL.COM

810.333.6100



FLYING SPARKS GARAGE

**1986 CHEVY C20**

**20X9" 4.5"BS ALL AROUND 8X6.5 BOLT PATTERN**

**Detroit STEEL WHEEL CO.**

[WWW.DETROITSTEELWHEEL.COM](http://WWW.DETROITSTEELWHEEL.COM)



810.333.6100



**RYKER LOWE/JASPER JEEP'S**  
**1986 JEEP J20**  
**18X8" 4.5"BS ALL AROUND 8X6.5 BOLT PATTERN**

**Detroit STEEL WHEEL CO.**

[WWW.DETROITSTEELWHEEL.COM](http://WWW.DETROITSTEELWHEEL.COM)



810.333.6100



NEELY MILLER

**1967 CHEVY C20**

**20X9" 4"BS ALL AROUND 8X6.5 BOLT PATTERN**

**DTOWN SMOOTHIE**

**Detroit STEEL WHEEL CO.**

[WWW.DETROITSTEELWHEEL.COM](http://WWW.DETROITSTEELWHEEL.COM)



**WHEEL POWDER COAT OPTIONS**

**810.333.6100**



# **POWDER COAT**

## **THE POWDER COAT PROCESS INCLUDES:**

- Wheel prep
- Aqueous dip/ a-coat  
(rust preventative)
- Powder coat



**METALLIC SILVER**



**LOW GLOSS BLACK**



**LOW GLOSS WHITE**



**RAW**



**HIGH GLOSS BLACK**



**HIGH GLOSS WHITE**

**\*Gloss and Low Gloss  
White are an antiqued  
white, not bright white.**

**WWW.DETROITSTEELWHEEL.COM**




# WHEEL ACCESSORIES

810.333.6100



## 7.5" SNAP-IN CAPS

- Works with 5 and 6 lug wheels
- Works with all Detroit Steel Wheel designs



[WWW.DETROITSTEELWHEEL.COM](http://WWW.DETROITSTEELWHEEL.COM)

# WHEEL ACCESSORIES

810.333.6100



## 10.25" DOG DISH CAPS

- Works with 5 & 6 lug wheels
- Caps require wheels to be drilled and clips installed



**FORD STYLES**

**CHEVY STYLES**

## DRILL, TAP AND INSTALL CLIPS SERVICE:

If you have your own dog dish/ poverty caps and are purchasing steelies from Detroit Steel Wheel Co., we can drill, tap and install clips in your steelies for \$20.00 per wheel.

- Caps must measure 9.25" -12" for 5 & 6 Lug Wheels
- Caps must measure 12" for 8 Lug Wheels



## MOBSTEEL WHEEL CLIP SET

- Each set includes 5 clips, enough for one wheel
- If ordering wheels, clips will not be installed on raw wheels unless requested.



WWW.DETROITSTEELWHEEL.COM




## BOLT-ON CAPS

- Works with 5 and 6 lug wheels
- Works with all Detroit Steel Wheel designs



**6 LUG SPIDER**  
FITS 6X5.5 ONLY



**PUSH THRU BULLET**  
FITS 5X4.5 & 5X4.75 ONLY



**5x5 LUG DELRAY**



**6x5.5 LUG DELRAY**



**6x5.5 LUG 4x4 OPEN**



**6x5.5 LUG 4x4 CLOSED**



**5x5 LUG GMC**



**20X9" 4.5" BS ALL AROUND 5X5 BOLT PATTERN**

## ***PUSH THROUGH 8 LUG CAPS-O.D. 5.15"***

- Works with 8 lug wheels only
- Colors: Chrome or Matte Black
- Lengths: 3.5", 4.5", and 6.5"
- Style: All lengths available in closed style
- Open style available *only* in 4.5" length



***3.5" MATTE BLACK***



***4.5" CHROME***



***6.5" MATTE BLACK***



***4.5" MATTE BLACK***







# **WHEEL ACCESSORIES**

## **LUG NUTS & TRIM RINGS**

**BULLET LUG NUT**



**ACORN BULGE NUT**



- Works with all styles and fits 5, 6, and 8 lug wheels
- 1/2-20", 7/16", 14mm x 1.5", 12mm x 1.5", 9/16" thread only



**STAINLESS STEEL  
TRIM RINGS**

**18" and 20"**

- Works with all styles and fits 5, 6, and 8 lug wheels



# WHEEL MEASURING

## MEASURING STUDS

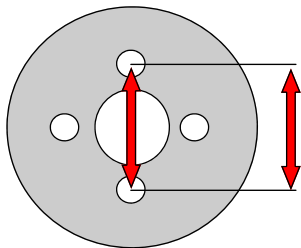
810.333.6100



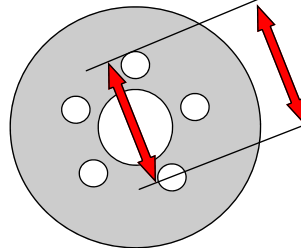
### EXAMPLE:

-Please note that a 5 lug is measured differently. This is a common mistake.

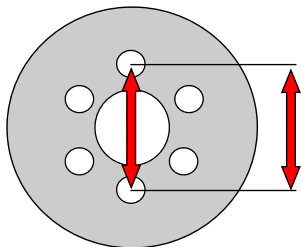
Four Lug



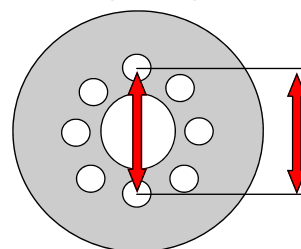
Five Lug



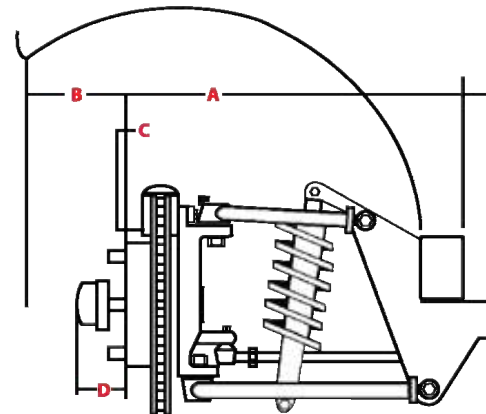
Six Lug



Eight Lug



## MEASURING OFFSET



Year: \_\_\_\_\_

Make: \_\_\_\_\_

Model: \_\_\_\_\_

### FRONT

A : \_\_\_\_\_

Back Space

B : \_\_\_\_\_

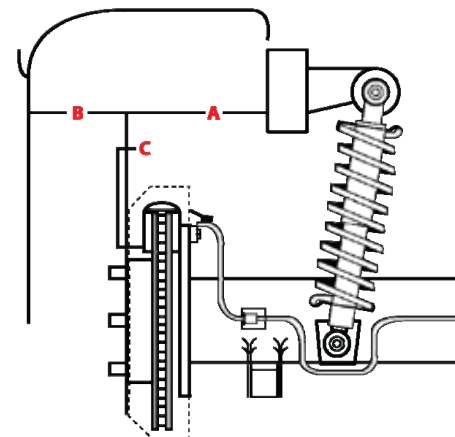
Front Space

C : \_\_\_\_\_

Protrusion of caliper past mounting surface

D : \_\_\_\_\_

Hub Length



### REAR

A : \_\_\_\_\_

Back Space

B : \_\_\_\_\_

Front Space

C : \_\_\_\_\_

Protrusion of caliper past mounting surface

Bolt Pattern: \_\_\_\_\_

Stud Length: \_\_\_\_\_

Thread Pitch: \_\_\_\_\_



# Detroit STEEL WHEEL CO.

## ***QUESTIONS TO CONSIDER FOR THE RIGHT FITMENT OF YOUR CUSTOM WHEELS:***

- 1. Is the vehicle bagged, lowered or stock ride height?**
- 2. Does your vehicle have fender skirts?**
- 3. Does the shape of your fender change or narrow at the top of the wheel well?**
- 4. What size tires do you want to run and do those specs work with your wheel specs?**
- 5. What is your current tire size?**
- 6. What is your available overall height (wheel & tire)?**
- 7. Will your new wheels clear your fender lip on the front and backside when you turn the steering wheel lock to lock?**
- 8. How far out does your hub stick out (cap fitment)?**
- 9. Do you want to be able to rotate your wheels?**
- 10. What other modifications have been made to the vehicle? i.e. C-notch, tubbed, different chassis, different front or rear axles, narrowed axels, rolled fender lip, changed lug pattern, disc brake conversion, wheel spacers or adapters, etc.**



**WHITE WALL AND SPECIALTY TIRES**



# *Detroit* STEEL WHEEL CO.

**Detroit Steel Wheel Co. works closely with Diamond Back Classic Tires and Vogue tyres, both leading white & gold wall specialty tire producers, for 18", 20" and 22" tires.**

**Mounting and Balancing: Wheel & tires ship seperatly, customer is responsible for getting tires mounted & balanced locally.**

**Call us at 810.333.6100 to have our team quote you on a wheel & tire combo for your vehicle.**

**Featuring 18", 20" and 22" in:**

- White Walls
- Redlines
- Bluelines
- Goldlines
- Golden and whites

**\* Prices vary based on brand and size, typical set of white walls runs \$1,400 - \$1,600 per set, plus shipping.**



[WWW.DETROITSTEELWHEEL.COM](http://WWW.DETROITSTEELWHEEL.COM)





**THE LEADER IN LARGE DIAMETER STEEL WHEELS**

# ***Detroit* STEEL WHEEL CO.**

**CALL US AT 810.333.6100 OR EMAIL [SALES@DETROITSTEELWHEEL.COM](mailto:SALES@DETROITSTEELWHEEL.COM)**

## **[WWW.DETROITSTEELWHEEL.COM](http://WWW.DETROITSTEELWHEEL.COM)**



**THE LEADER IN LARGE DIAMETER STEEL WHEELS**

# ***Detroit* STEEL WHEEL CO.**

**CALL US AT 810.333.6100 OR EMAIL [SALES@DETROITSTEELWHEEL.COM](mailto:SALES@DETROITSTEELWHEEL.COM)**

## **[WWW.DETROITSTEELWHEEL.COM](http://WWW.DETROITSTEELWHEEL.COM)**



**THE LEADER IN LARGE DIAMETER STEEL WHEELS**

# ***Detroit* STEEL WHEEL CO.**

**CALL US AT 810.333.6100 OR EMAIL [SALES@DETROITSTEELWHEEL.COM](mailto:SALES@DETROITSTEELWHEEL.COM)**

## **[WWW.DETROITSTEELWHEEL.COM](http://WWW.DETROITSTEELWHEEL.COM)**



**THE LEADER IN LARGE DIAMETER STEEL WHEELS**

# ***Detroit* STEEL WHEEL CO.**

**CALL US AT 810.333.6100 OR EMAIL [SALES@DETROITSTEELWHEEL.COM](mailto:SALES@DETROITSTEELWHEEL.COM)**

## **[WWW.DETROITSTEELWHEEL.COM](http://WWW.DETROITSTEELWHEEL.COM)**